



# FRUIT JUICE PROCESSING

## Introduction

A wide range of drinks can be made using extracted fruit juice or fruit pulp as the base material.

Many are drunk as a pure juice without the addition of any other ingredients, but some are diluted with sugar syrup. The types of drink made from fruit can be separated into two basic types;

- those that are drunk straight after opening
- those that are used little by little from bottles which are stored between use.

The former groups should not require any preservative if they are processed and packaged properly. However, the latter group must contain a certain amount of permitted preservatives to have a long shelf-life after opening. The different types of drink are classified according to the following criteria:

Type	Description
Juices	Pure fruit juice with nothing added
Nectars	Normally contain 30% fruit solids and are drunk immediately after opening
Squashes	Normally contain at least 25% fruit pulp mixed with sugar syrup. They are diluted to taste with water and may contain preservatives
Cordials	Are crystal-clear squashes
Syrups	Are concentrated clear juices. They normally have a high sugar content

Each of the above products is preserved by a combination of natural acidity, pasteurisation and packaging in sealed containers. Some drinks (syrups and squashes) also contain a high concentration of sugar which helps to preserve them.

## Equipment required

Peeler	Measuring cylinder
Knives (stainless steel)	Capping machine
Cutting boards	Wooden spoons
Juice extractor	Plastic funnels
Thermometer	Plastic buckets
Analytical balance	Strainers
Stainless steel saucepan	
10kg scales	
Cleaning equipment (brushes, scourers, cloths, hosepipes etc)	2 gas cylinders, 2- or 3- ring burners.

Building with large preparation table, smaller table for gas burners, shelves for products, sink, draining board, taps, cupboard for labels and dry ingredients.

The total capital for equipment and furnishings is likely to be £500-800 (\$US900-1440), working capital for fruit purchase, packaging and other materials is likely to be around £600 (\$US1080).

The cost of a building is not included, but it should have the following features:

- Sloping concrete floor and proper drainage for washing down each day
- A potable water supply
- Preferably electricity
- Screened windows and doors to reduce insects

- No horizontal ledges, window sills, or rafters where dust, insects and bird droppings can collect.

This technical brief outlines the basics of fruit juice processing. It does not give specific details or recipes for individual fruits. These can be found in the individual technical briefs (lime cordial, mixed fruit juice manufacture, passion fruit juice).

### Method of production

For all the fruit based beverages, the first stage is the extraction of juice or pulp from the fruit. The following are the key manufacturing stages:

Selection and preparation of raw material

Juice extraction

Filtration (optional)

Batch preparation

Pasteurisation

Filling and bottling.

Any fruit can be used to make fruit juice, but the most common ones include pineapple, orange, grapefruit, mango and passion fruit. Some juices, such as guava juice, are not filtered after extraction and are sold as fruit nectars.

### Preparation of raw material

Select mature, undamaged fruits. Any fruits that are mouldy or under-ripe should be sorted and removed. Wash the fruit in clean water. It may be necessary to chlorinate the water by adding 1 tablespoon of bleach to 5 litres of water. Peel the fruit and remove stones or seeds. If necessary, chop the fruit into pieces that will fit into the liquidiser or pulper. Remember that at this stage, you are exposing the clean flesh of the fruit to the external environment. Make sure that the utensils are clean. Do not leave the cut surfaces exposed to the air for long periods of time or they may start to turn brown and this will discolour the juice. The fruit pieces can be placed in water that contains lemon juice (250ml lemon juice per litre of water) to stop them browning.

### Juice extraction

There are several methods to extract juice depending on the type of fruit you use. For citrus fruits which are naturally juicy, the best option is to use a hand presser (see figure 1) or a revolving citrus 'rose'.

Some fruits such as melon and papaya are steamed to release the juice. Apples are pressed and fruits such as mango, guava, soursop, pineapple, strawberry must be pulped to extract the juice. The fruit pieces are pushed through a perforated metal plate that crushes and turns them into a pulp. Some fruits can be pulped in a liquidiser and then filtered to remove the fruit pieces. There is a range of equipment available that varies in size and in the type of power supply (some are manual while the larger ones require electricity). For the small scale processor, the Mouli Legume or a hand-powered pulper/sieve which force the fruit pulp down through interchangeable metal strainers (figures 2 and 3) is sufficient.

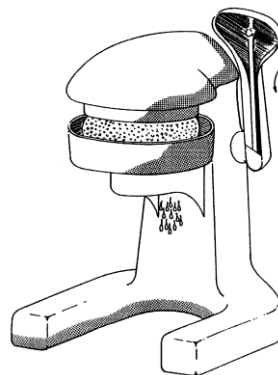


Figure 1: Hand presser

At slightly higher production levels, it is necessary to use a power source to achieve a higher throughput of juice. The multi-purpose Kenwood Chef food mixer, is strongly recommended. This has a pulping attachment that is similar to the Mouli Legume and it can also be used for other operations such as liquidising and mixing.

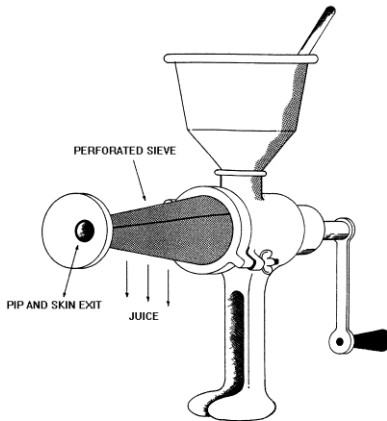


Figure 2: Hand powered pulper

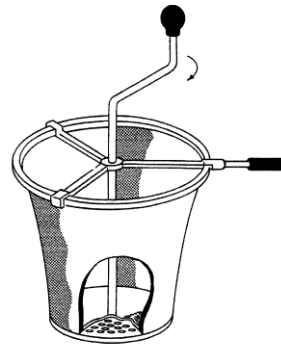


Figure 3: Hand powered pulper

For large-scale production, an industrial pulper-sieving machine is necessary. This also acts by forcing the fruit pulp through a fine cylindrical mesh. However, these cost in excess of £2,500.

### Filtering

To make a clear juice, the extracted juice or pulp is filtered through a muslin cloth or a stainless steel filter. Some of the larger filter presses have a filter included. Although juice is naturally cloudy, some consumers prefer a clear product. It may be necessary to use pectic enzymes to break down the pectin and to help clear the juice. Pectic enzymes may be difficult to find and expensive and therefore should only be used if really necessary and readily available.

### Batch preparation

When the juice or pulp has been collected, it is necessary to prepare the batch according to the chosen recipe. This is very much a matter of choice and judgement, and must be done carefully to suit local tastes. Juices are sold either pure or sweetened. Fruit squashes would normally contain about 25% fruit material mixed with a sugar syrup to give a final sugar concentration of about 40%. Squashes are diluted with water prior to use and, as the bottle is opened, partly used and then stored, it is necessary to add a preservative (for example 800ppm sodium benzoate).

Another popular product is fruit nectar, which is a sweet mixture of fruit pulp, sugar and water which is consumed on a 'one shot' basis. Essentially, these consist of a 30% mix of fruit pulp and sugar syrup to give a final sugar level of about 12-14%.

All fruits contain sugar, usually around 8-10%. The actual levels vary from fruit to fruit and with the stage of ripeness of the fruit. They also vary within the same fruit grown in different parts of the world. The addition of sugar to the fruit pulp to achieve the recommended levels for preservation must take into account the amount of sugar already present in the juice. It is important to achieve the minimum level that will prevent the growth of bacteria, however, once that level has been achieved, it is possible to add more if the consumers require a sweeter product. The amount of sugar added in practice is usually decided by what the purchasers actually want. The Pearson Square is a useful tool to use to help with batch formulation (see the appendix) and to calculate the amount of sugar to be added for preservation.

In all cases, sugar should be added to the fruit juice as a sugar syrup. The syrup should be filtered through a muslin cloth prior to mixing to remove particles of dirt which are always present. This gives a clearer, higher quality product.

**Pasteurisation**

All the products mentioned above need to be pasteurised at 80-95°C for 1-10 minutes prior to hot-filling into bottles. At the simplest level, this may be carried out in a stainless steel, enamelled or aluminium saucepan over a gas flame, but this can result in localised overheating at the base of the pan, with consequent flavour changes.

Care is needed when producing pineapple juice due to a heat resistant enzyme in the juice. The enzyme damages skin after prolonged contact and workers should therefore wear gloves to protect their hands. The juice must be heated to a higher temperature for a longer time to destroy the enzyme (eg boiling for 20 minutes).

It is best to use stainless steel pans to heat fruit juice as the acidity of the juice can react with aluminium in aluminium pans during prolonged heating. However, large stainless steel pans are very expensive and may not be affordable by the small scale processors. To get round this problem, it is possible to use a large aluminium pan to boil the sugar syrup. The boiling syrup can then be added to a given amount of fruit juice in a small stainless steel pan. This increases the temperature of the juice to 60-70°C. The juice/syrup mixture is then quickly heated to pasteurising temperature.

Bottle size (litres)	Pasteurisation time at 80°C (minutes)
0.33	10
0.5	15
0.75	20

Table 1: Pasteurisation times at 80°C for different bottle sizes

Another option is to pasteurise the juices once they have been bottled. The bottles are placed in a hot water bath which is heated to 80°C. The bottles are held in the hot water for the given amount of time until the contents reach the desired temperature. The length of time required in the water bath depends on the size and volume of the bottles (see table 1). A thermometer should be placed in one of the bottles, which is used as a test bottle per batch, to monitor the temperature and to ensure that the correct temperature has been reached. This method of pasteurisation has benefits but also has problems.

Benefits	Problems
Juice is pasteurised within the bottle so the chance for re-contamination of the juice is reduced	Difficult to ensure the internal temperature of the bottles reaches the desired pasteurising temperature
No need for large stainless steel pans for pasteurisation	Require glass bottles for pasteurising

Table 2: The pros and cons of pasteurising within after bottling

The next industrial jump in pasteurisation is an expensive option that involves the purchase of a double-jacketed steam kettle in stainless steel and a small boiler. The total cost is likely to be in the region of £5-10,000, which is only viable for larger scale operations.

### Filling and bottling

In all cases, the products should be hot-filled into clean, sterilised bottles. A stainless steel bucket, drilled to accept a small outlet tap, is a very effective bottle filler. The output can be doubled quite simply by fitting a second tap on the other side of the bucket. This system has been used to produce 500-600 bottles of fruit juice per day in the West Indies.

After filling hot, the bottles are capped and laid on their sides to cool prior to labelling.

### Quality control

The freshness and quality of the expressed fruit juice is central to the quality of the final product. As soon as the juice is expressed from the fruit it starts to deteriorate, both as a result of chemical activity (enzyme action) and bacterial spoilage. It is important to move from the juice extraction stage to pasteurisation as quickly as possible to minimise any spoilage.

Extracted fruit juice that is left to stand for long periods in the heat will start to ferment and may start to discolour due to enzyme activity. The juice should be stored in a refrigerator (if one is available) or in a cool place and away from the direct sunlight. It should be collected into a clean, sterile container (food grade plastic buckets is the best option) and covered to keep out dirt, dust and insects. For the best quality product, it is essential to work quickly between the extraction of the juice and the bottling stage. The longer the juice is out of the bottles, the more chance there is of contamination.

As in all food processing enterprises it is necessary to ensure that the fruit products are correctly formulated and priced to meet the customer's requirements, and that production costs are minimised to ensure that a profit is made. The quality of each day's production should be monitored and controlled to ensure that every bottle of juice has the correct keeping and drinking qualities. In particular the following points should be observed:

- Only fresh, fully ripe fruit should be used; mouldy or insect damaged fruit should be thrown away. All unwanted parts (dirt, skins, stones etc) should be removed.
- All equipment, surfaces and floors should be thoroughly cleaned after each day's production.
- Water quality is critical. If in doubt use boiled water or add one tablespoon of bleach to 5 litres of water to sterilise it. If water is cloudy, a water filter should be used.
- Pay particular attention to the quality of re-usable bottles, check for cracks, chips etc and wash thoroughly before using. Always use new caps or lids.
- The concentration of preservative should be carefully controlled for correct preservation of squashes and cordials, and may be subject to local laws. Check first and use accurate scales to measure the preservative.
- The temperature and time of heating are critical for achieving both the correct shelf life of the drink and retaining a good colour and flavour. A thermometer and clock are therefore needed.
- The correct weight should be filled into the bottles each time.

These factors are important because a customer will stop buying the products if the quality varies with each purchase.

### The use of chemical preservatives in fruit juices and fruit drinks

As the name suggests, pure fruit juice is solely the extracted juice of fruit and should not have any preservative, or any other ingredients (such as sugar) added.

Fruit drinks that are not consumed in one go can have preservatives added to help prolong the shelf life once they have been opened.

There are several chemical preservatives that can be added to fruit juices. Processors need to check with local authorities or standards agencies to find the maximum permitted levels.

Compound	Comments	Commonly used levels
Sulphites and sulphur dioxide	Sulphur dioxide gas and the sodium or potassium salts of sulphite, bisulphite or metabisulphite are the most commonly used forms. Sulphurous acid inhibits yeasts, moulds and bacteria. Sulphur dioxide is mainly used to preserve the colour of fruits during drying.	0.005-0.2%
Sorbic acid	Sorbic acid and sodium and potassium sorbate are widely used to inhibit the growth of moulds and yeasts. The activity of sorbic acid increases as the pH decreases. Sorbic acid and its salts are practically tasteless and odourless in foods when used at levels less than 0.3%.	0.05-0.2
Benzoic acid	Benzoic acid, in the form of sodium benzoate is a widely used preservative. It occurs naturally in cranberries, cinnamon and cloves and is well suited for used in acid foods. It is often used in combination with sorbic acid at levels from 0.05-0.1% b y weight.	0.03-0.2%
Citric acid	Citric acid is the main acid found naturally in citrus fruits. It is widely used in carbonated beverages and as an acidifier of foods. It is a less effective anti-microbial agent than other acids.	No limit

Table 3: Permitted preservatives used in fruit juices and beverages.

## Equipment suppliers

Note: This is a selective list of suppliers and does not imply endorsement by Practical Action.

### Juice extractors and pulpers

A variety of juice extractors and pulpers is available from a wide range of suppliers. They are available in different capacities and either manual or powered (either electric or diesel).

#### Kenwood Limited

New Lane  
Havant  
Hampshire, PO9 2NH  
United Kingdom  
Tel: +44 (0) 23 9247 6000  
Fax: +44 (0) 23 9239 2400  
Website: <http://www.kenwood.co.uk>

#### Buhler (India) Pvt Ltd

13-D, K A I D B Industrial Area, Attibele  
Bangalore  
Karnataka 562107  
India  
Tel: +91 80- 27820000  
Fax: +91 80-7820001  
Website: [www.buhlergroup.com](http://www.buhlergroup.com)

#### Alvan Blanch

Chelworth  
Malmesbury  
Wiltshire, SN16 9SG  
United Kingdom  
Tel: +44 (0) 666 577333  
Fax: +44 (0) 666 577339  
E-mail: [info@alvanblanch.co.uk](mailto:info@alvanblanch.co.uk)  
Website: <http://www.alvanblanch.co.uk>

**Lehman Hardware and Appliances Inc.**

P.O. Box 41  
Kidron  
Ohio 44636  
USA  
Tel orders: +1 877 438 5346  
Tel enquiries: +1 888 438 5346  
E-mail: [info@lehmans.com](mailto:info@lehmans.com)  
Website: <http://www.lehmans.com>

**Robot Coupe**

12 Avenue Cal Leclerc  
BP 134  
71303 Montceau-les-Mines  
France  
Tel: +33 3 85 58 80 80

**DISEG (Diseno Industrial y Servicios Generales)**

Av Jose Carlos Mariategui 1256  
Villa Maria del Triunfo  
Lima  
Peru  
Tel: +51 14 283 1417

**Servifabri SA**

JR Alberto Aberd  
No. 400 Urb Miguel Grau (ex Pinote)  
San Martin de Porres  
Lima  
Peru  
Tel: +51 14 481 1967

**Gardners Corporation**

158 Golf Links  
New Delhi 110003  
India  
Tel: +91 11 2334 4287/2336 3640  
Fax: +91 11 2371 7179

**Food Packs Indiana**

Thrikkariyoor, Kothamangalam, Ernakulam  
Kerala 686692  
India  
Tel: +91 485-2522134, 2523610

**Geeta Food Engineering**

Plot No C-7/1 TTC Area  
Pawana MIDC Thane Belapur Road  
Behind Davita Chemicals Ltd  
Navi Mumbai 400 705  
India  
Tel: +91 22 2782 6626/2766 2098  
Fax: +91 22 2782 6337

**Delhi Industries**

4 Paharganj Lane,  
New Delhi 110055  
India  
Tel: +91 11 2529720, 27525200, 27536888  
Fax: +91 11 25791291

**Do-All-Engineering Industries**

87/12, Industrial Suburb, Yeshawanthpur  
Bangalore  
Karnataka 560022  
India  
Tel: +91 80 23345754, 23372298  
Fax: +91 80 23346138

**Eastend Engineering Company**

173/1 Gopal Lal Thakur Road  
Calcutta 700 035  
India  
Tel: +91 33 2553 6397

**Florachem**

Flat No. 1119, Hemkunt Chambers, 89, Nehru  
Place  
New Delhi 110019  
India  
Tel: +91 11 25589502

**Praj Industries Ltd**

Praj House Bavdhan  
Pune, Maharashtra 411021  
India  
Tel: +91 20-22951511, 22952214  
Fax: +91 20-22951511 / 22952214  
Website: [www.praj.net](http://www.praj.net)

**Techno Equipments**

Saraswati Sadan  
1<sup>st</sup> Floor, 31 Parekh Street  
Mumbai 400004  
India  
Tel: +91 22 2385 1258

**Kundasala Engineers**

Digana Road  
Kundasala  
Kandy  
Sri Lanka  
Tel: +94 8 420482

# technical brief

**Narangs Corporation**

P-25 Connaught Place  
New Delhi 110001  
India  
Tel: +91 11 2336 3547  
Fax: +91 11 2374 6705

**Udaya Industries**

Uda Aludeniya, Welligalla  
Gampola  
Sri Lanka  
Tel: +94 8 388586  
Fax: +94 8 388909

**Mark Industries (Pvt) Ltd**

348/1 Dilu Road  
Mokbazar  
Dhaka 1000  
Bangladesh  
Tel: +880 2 9331778/835629/835578  
Fax: +880 2 842048  
Email: [markind@citechco.net](mailto:markind@citechco.net)

**For pasteurisation**

Boiling pans should be made of aluminium, enamelled metal or stainless steel. For larger quantities it is necessary to buy equipment which does not cause burning or sticking of the product to the bottom of the pan.

Stainless steel steam jacketed kettles, which are double walled pans are suitable for pasteurising juice and are available in a range of sizes (from 5 to 500litres). Tubular heat exchangers are also suitable for pasteurisation, but are more expensive.

**Gardners Corporation**

India (See above)

**Raylons Metal Works**

Kondivita Lane  
J. B. Nagar Post Office  
Post Box No. 17426  
Andheri (E) Andheri - Kurla Road,  
Mumbai - 400 059  
India  
Tel: +91 22 26323288 / 6325932

**Sri Rajalakshmi Commercial Kitchen Equipment**

No.57, (old No. 30/1) Silver Jubilee Park Road  
Bangalore - 560 002  
India  
Tel: +91 (0)812 2222 1054/223 9738  
Fax: +91 (0)812 2222 2047

**Israel Newton Limited**

Summerley Works  
All Alone Road  
Bradford  
West Yorkshire, BD10 8TT  
United Kingdom  
Tel: +44 (0)1274 612059  
Fax: +44 (0)1274 612059

**United Engineering (Eastern) Corporation**

Shantiniketan Site No.2 & 3  
(10<sup>th</sup> Floor) 8 Camac Street  
Kolkata, West Bengal 700017  
India  
Tel: +91 33-22823914, 22820157  
Fax: +91 33-22823742

**APV Baker Limited**

Manor Drive  
Paston Parkway  
Peterborough  
Cambridgeshire, PE4 7AP  
United Kingdom  
Tel: +44 (0)1733 283000  
Fax: +44 (0)1733 283005

# technical brief



**Alvan Blanch**

United Kingdom (See above)

**T Giusti and Son Limited**

Rixon Road, Finedon Road Industrial Estate  
Wellingborough,  
Northamptonshire, NN8 4BA  
United Kingdom  
Tel: + 44 (0)1933 229933  
Fax: + 44 (0)1933 272363  
Website: [www.giusti.co.uk](http://www.giusti.co.uk)

**Bottle filling and packaging equipment****H Erben Limited**

Lady Lane  
Hadleigh  
Suffolk  
IP7 6AS  
United Kingdom  
Tel: +44 (0)1473 823011  
Fax: +44 (0)1473 828252

**Autopack Machines Pvt Ltd**

101-C Poonam Cambers  
A Wing, 1<sup>st</sup> Floor  
Dr Annie Besant Road, Worli  
Mumbai 400018  
India  
Tel: +91 22 2493 4406/2497 4800/2492 4806  
Fax: +91 22 2496 4926  
E-mail: [autopack@bom3.vsml.net.in](mailto:autopack@bom3.vsml.net.in)  
[www.autopackmachines.com](http://www.autopackmachines.com)

**Sussex and Berkshire Machinery Company PLC**

Blacknest  
Alton, Hants GU34 4PX  
United Kingdom  
Tel: + 44 (0)1420 22669  
Fax: + 44 (0)1420 22687  
E-mail: [technical@sabplc.uk](mailto:technical@sabplc.uk)  
Website: <http://www.sabplc.co.uk/>

**Bombay Engineering Industry**

R NO 6 (Extn) Sevantibai Bhavan  
Chimatpada  
Marol Naka Andheri (East)  
Mumbai 400059  
India  
Tel: +91 22 2836 9368/2821 5795  
Fax: +91 22 2413 5828

**Acufil Machines**

S. F. No. 120/2, Kalapatty Post Office  
Coimbatore - 641 035  
Tamil Nadu, India  
Tel: +91 422 2666108/2669909  
Fax: +91 422 2666255  
Email : [acufilmachines@yahoo.co.in](mailto:acufilmachines@yahoo.co.in),  
[acufilmachines@hotmail.com](mailto:acufilmachines@hotmail.com)  
<http://www.indiamart.com/acufilmachines/#products>

**Gurdeep Packaging Machines**

Harichand Mill compound  
LBS Marg, Vikhroli  
Mumbai 400 079  
India  
Tel: +91 22 2578 3521/577 5846/579 5982  
Fax: +91 22 2577 2846

**Eastend Engineering Company**

India (See above)

**Gardners Corporation**

India (see above)

**MMM Buxabhoy & Co**

140 Sarang Street  
1<sup>st</sup> Floor, Near Crawford Market  
Mumbai, India  
Tel: +91 22 2344 2902  
Fax: +91 22 2345 2532  
[yusufs@vsnl.com](mailto:yusufs@vsnl.com); [mmmb@vsnl.com](mailto:mmmb@vsnl.com);  
[yusuf@mmmb.in](mailto:yusuf@mmmb.in)

**Rank and Company**

A-p6/3, Wazirpur Industrial Estate  
Delhi – 110 052  
India  
Tel: +91 11 27376101  
Fax: +91 11 7234126  
[Rank@poboxes.com](mailto:Rank@poboxes.com)

**Mark Industries (Pvt) Ltd**

Bangladesh (See above)

**Narangs Corporation**

India (see above)

# technical brief

**Alfa Technology Transfer Centre**

301 Cach Mang Thang 8  
Tan Binh District  
Ho Chi Minh City  
Vietnam  
Tel: +84 8 9700868  
Fax: +84 8 8640252

**Orbit Equipments Pvt Ltd**

175 - B, Plassy Lane  
Bowenpally  
Secunderabad - 500011, Andhra Pradesh  
India  
Tel: +91 40 32504222  
Fax: +91 40 27742638  
Website : <http://www.orbitequipments.com>

**John Kojo Arthur**

University of Science and Technology  
Kumasi  
Ghana

**Pharmaco Machines**

Unit No. 4, S.No.25 A  
Opp Savali Dhaba, Nr.Indo-Max  
Nanded Phata, Off Sinhgad Rd.  
Pune – 411041, India  
Tel: +91 20 65706009  
Fax: +91 20 24393377

**Refractometers**

The refractometer is used to measure the sugar content.

**Bellingham + Stanley Ltd.**

Longfield Road, North Farm Industrial Estate  
Tunbridge Wells, Kent TN2 3EY  
United Kingdom  
Tel: +44 1892 500400  
Fax: +44 1892 543115  
E-mail: [sales@bs-ltd.com](mailto:sales@bs-ltd.com)  
Website: <http://www.bs-ltd.com>

**Gardners Corporation**

India (see above)

**Technology and Equipment Development Centre (LIDUTA)**

360 Bis Ben Van Don St  
District 4  
Ho Chi Minh City  
Vietnam  
Tel: +84 8 9400906  
Fax: +84 8 9400906

**Banyong Engineering**

94 Moo 4 Sukhaphibaon No 2 Rd  
Industrial Estate Bangchan  
Bankapi  
Thailand  
Tel: +66 2 5179215-9

**Alvan Blanch**

UK (see above)

**Fisher Scientific UK Ltd**

Bishop Meadow Road  
Loughborough  
LE11 5RG  
UK  
Tel: +44 1509 231166  
Fax: +44 1509 231893  
Email: [fisher@fisher.co.uk](mailto:fisher@fisher.co.uk)  
Web: [www.fisher.co.uk](http://www.fisher.co.uk)

**International Ripening Company**

1185 Pnieridge Road  
Norfolpk  
Virginia 23502-2095  
USA  
Tel: +1 757 855 3094  
Fax: +1 757 855 4155  
Email: [info@QAsupplies.com](mailto:info@QAsupplies.com)  
Web: [www.qasupplies.com](http://www.qasupplies.com)

# technical brief

## References and further reading

### Practical Action Technical Briefs (Juices)

- *Mixed fruit juice manufacture*
- *Lime juice*
- *Lime cordial*
- *Nas naran lime juice*
- *Passion fruit juice*

*Small-scale processing of ready to drink pineapple juice*. Food Chain No 27

*Principles and practices of small and medium-scale fruit juice processing*. FAO Agricultural Services Bulletin 146, Food and Agriculture Organization of the United Nations (FAO), (2001).

*Technical manual on small-scale processing of fruits and vegetables*, Food and Agriculture Organization of the United Nations (FAO)

*Setting up and Running a Small Fruit or Vegetable Processing Enterprise: Opportunities in Food Processing* CTA

*Starting a Small Food Processing Enterprise* by Peter Fellows, Ernesto Franco & Walter Rios Practical Action Publishing/CTA 1996

*Small Scale Food Processing* 2<sup>nd</sup> Ed. P Fellows & S Azam Ali, Practical Action Publishing, 2003

*Fruit and Vegetable Processing* UNIFEM Practical Action Publishing, 1993

This document was produced by Dr. S. Azam Ali for Practical Action in March 2008. Dr. S Azam-Ali is a consultant in food processing and nutrition with over 15 years' experience of working with small-scale processors in developing countries.

Practical Action  
The Schumacher Centre  
Bourton-on-Dunsmore  
Rugby, Warwickshire, CV23 9QZ  
United Kingdom  
Tel: +44 (0)1926 634400  
Fax: +44 (0)1926 634401  
E-mail: [inforsew@practicalaction.org.uk](mailto:inforsew@practicalaction.org.uk)  
Website: <http://www.practicalaction.org/>

Practical Action is a development charity with a difference. We know the simplest ideas can have the most profound, life-changing effect on poor people across the world. For over 40 years, we have been working closely with some of the world's poorest people - using simple technology to fight poverty and transform their lives for the better. We currently work in 15 countries in Africa, South Asia and Latin America.

### Appendix – The Pearson Square


The Pearson Square is a method that processors can use to calculate the amounts of **two** components that should be mixed together to give a final known concentration.

For example, it can be used to calculate the amounts of fruit pulp and sugar syrup to make a fruit drink. The method can only be used for blending two components. When more than two components are involved, it becomes more complex.

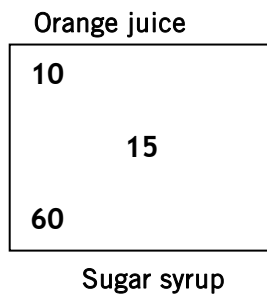
#### Example of how to use the Pearson Square

You wish to produce a sweetened fruit juice with a final sugar content of 15%. You use orange juice (that contains 10% sugar), mixed with a 60% sugar syrup (that contains 60% sugar).

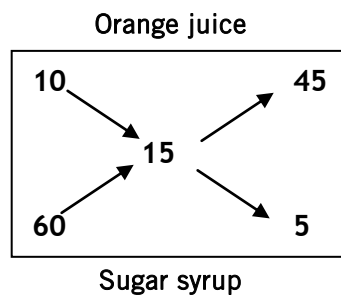
1. Draw a rectangle and label the two horizontal lines with the names of the two products to be blended (fruit juice and sugar syrup)



2. Enter the sugar composition of each product in the rectangle as shown below and put the desired final concentration of sugar in the centre of the box:



3. Mix the two components by crossing diagonally through the centre of the rectangle.



4. Following the arrows, subtract the smaller number from the larger one to give two new numbers (45 and 5) in the opposite corners of the rectangle. These numbers (45% orange juice and 5% sugar syrup) are the amounts that need to be mixed to give a fruit drink with a final sugar concentration of 15%.